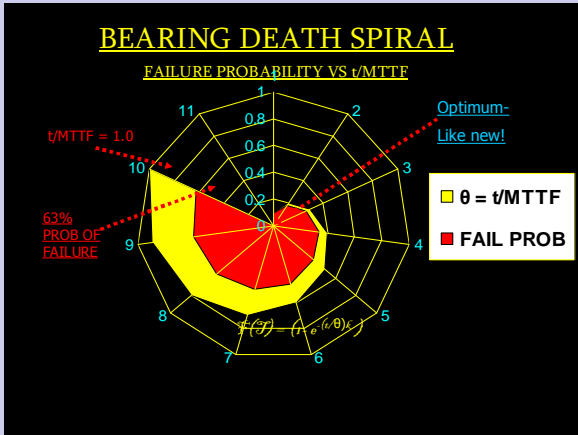


The **Bearing LifeGuard™** system has been in use as part of the Total Facility Maintenance™ (TFM) Program at the University of Medicine and Dentistry, in Newark and the Johnson & Johnson facility in New Brunswick, New Jersey.



Quotes from Users:

"It is a sea change in bearing testing technology."
Tim Wechsler
 Chesapeake Reliability Services, LLC
 Gainesville, MD







"This changes everything!"
James Meeker
 Condition Monitoring Inc.
 Morris Plains, NJ

Copyright © 2007 Dynamic Measurement Consultants, LLC. (DMC) All Rights Reserved
 Patent #6763312B1, other patents pending.

Dynamic Measurement Consultants, LLC
 Hamden, CT 06518
 Phone: U.S. 877-358-4437
 e-mail: John@bearinglifeguard.com
 web: www.bearinglifeguard.com

A powerful "NEW" tool to increase your machinery reliability!

Bearing LifeGuard™
Metrics provide:

- ● ● Clear information on bearing condition.
-  Warning on operating life reduction.
-  Less guesswork in tear down decisions.
-  Reduced risks of catastrophic failure.
-  Clear incoming accept/reject criteria.
-  Reduced training and turnover costs.
-  Ease of tracking/bench marking.

www.bearinglifeguard.com



using
Multiple Discriminant Analysis™



"This changes everything!"



Hamden, CT 06518

Toll-free (877) 358-4437
Outside U.S. (818) 302-3404

Bearing LifeGuard™...

...is a new **smart technology** for rolling element bearing fault detection that uses powerful multiple diagnostic techniques to analyze the sonic and ultrasonic emissions from a rolling element bearing. It then provides immediate statistical estimates on **bearing condition**.
NO extensive knowledge of vibration or signal analysis is required.
 The system also provides additional **analysis capability** for use by experts.

Bearing LifeGuard™...

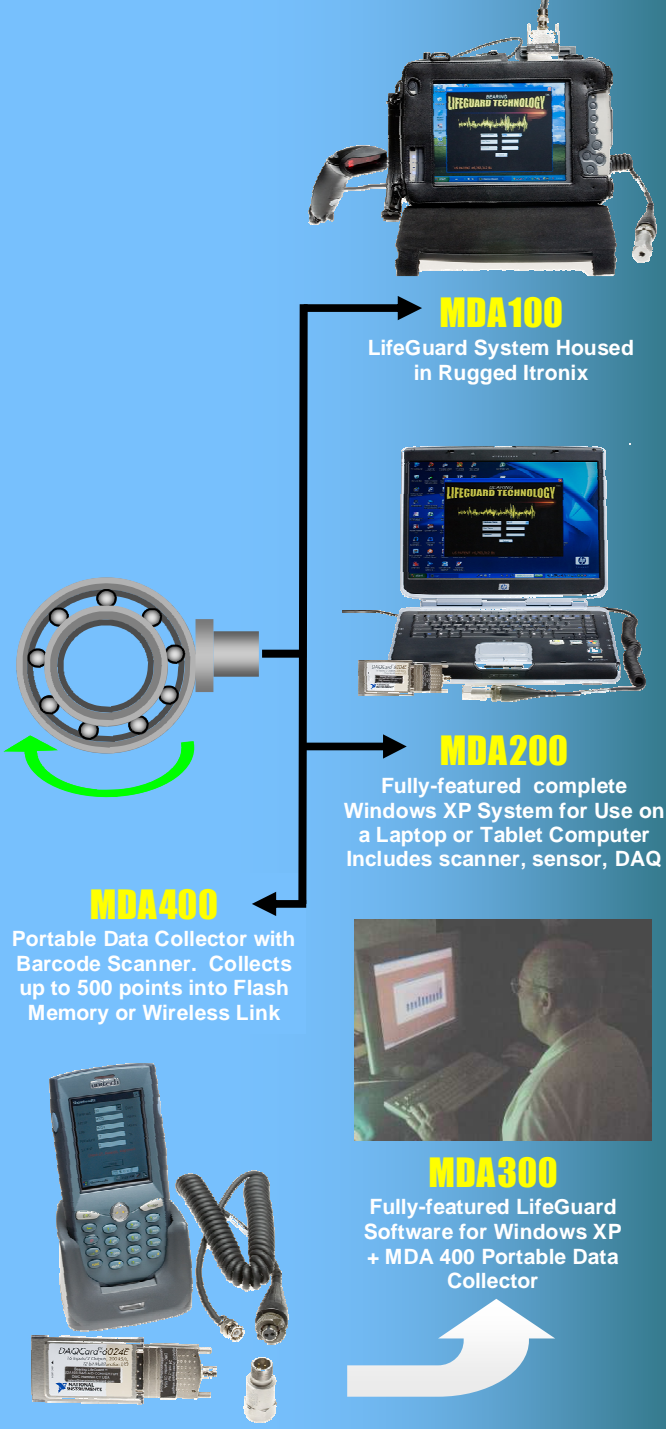
Provides information on 4 key factors:

- Life Reducing Forces
- Bearing Condition
- Probability of Failure
- Financial Risk

Benefits...

Saves on training costs.
 Reduces outside consulting costs.
 Reduces condition diagnosis time.
 Focus on high "\$" situations.
 The Metrics aid in benchmarking.

MDA™ Family of Products



SETUP

1a) Database utility assembly setup. 1b) Facility Barcode Tree, Planned, Un-Planned, Data Review.

METRICS

2) CONDITION INFORMATION SCREEN

timestamp	= 4/15/2006 2:08:57 PM	
Forecast period	90	Days
Estimated MTTF	2380	Hours
Estimated Life	2185	Hours
Probability of Failure in forecast period	57.9	% Bearing service recommended
Short term Probability (14 day)	5.2	%
Risk Estimate (Forecast Period)	\$5786	CoAF \$10000

DISCRIMINANTS

3a & b) Factor and Discriminant time/date stamped trend values in 1->10 metrics, color coded for optimum and action.

SPECTRA

4a & b) Filtered and unfiltered time and Spectrum displays of Raw, Filtered Wide Band, High Frequency and Enveloped Demodulated acceleration data. Includes zoom and auto ranging.

SECURITY

LEVEL 1 - DATA COLLECTION - Notes
LEVEL 2 - ANALYST - Factors, discriminants, time & spectral signals
LEVEL 3 - SUPERVISOR - Setup utility - Password assignment